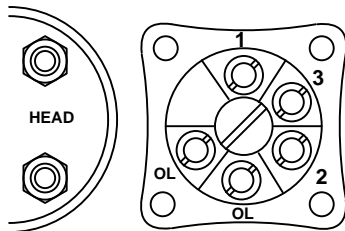
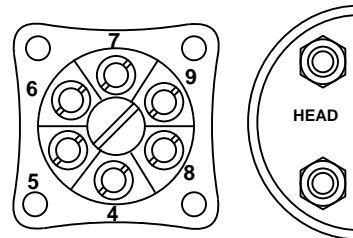


Right & Left Sides are Designated By Viewing
From Motor End Of The Compressor.

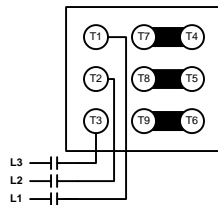
Left (Sight Glass Side)



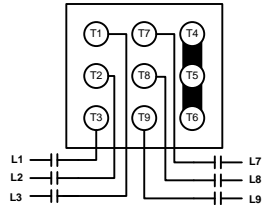
Right Side



460V X/L Start



208-230 P/W Start Only



208-230 X/L Start

